

INDUSTRY

More products require more consumers.

Elias Canetti

(writer, playwright, culturologist, 1905-1994)

Industry forms the basis of our economy. It consists of the following three kinds of economic activity:

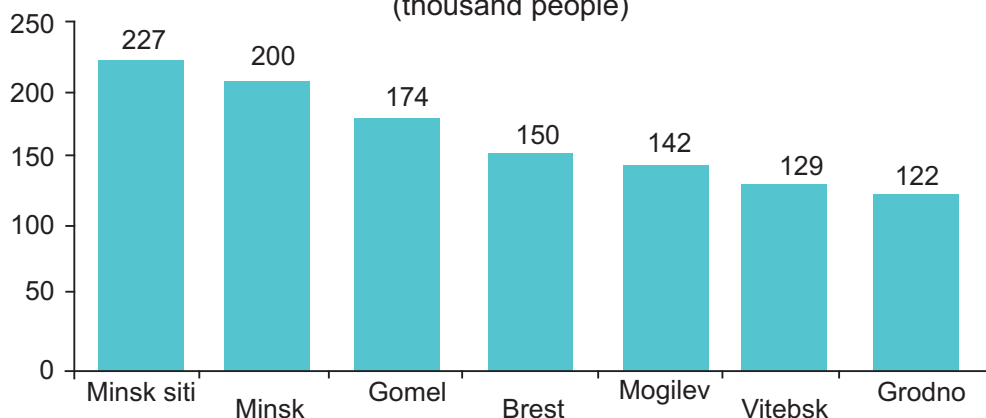
- mining;
- manufacturing;
- electricity, gas and water supply.

As many as 1 144 thousand people are employed in industry, which makes up one-fourth of the total population employed in all sectors of the economy.

The biggest number of people are employed in manufacturing (1 011 thousand).

NUMBER OF EMPLOYED IN INDUSTRY in 2013

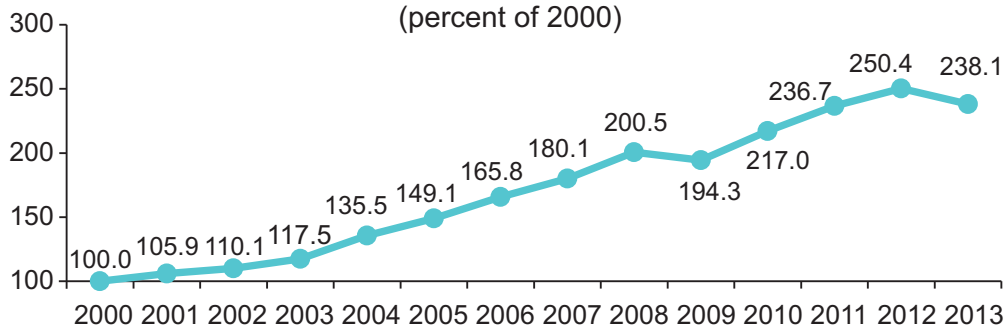
(thousand people)



According to the latest data (2012), the share of Belarus in the world manufacturing output was about 0.15%.

INDUSTRIAL PRODUCTION

(percent of 2000)

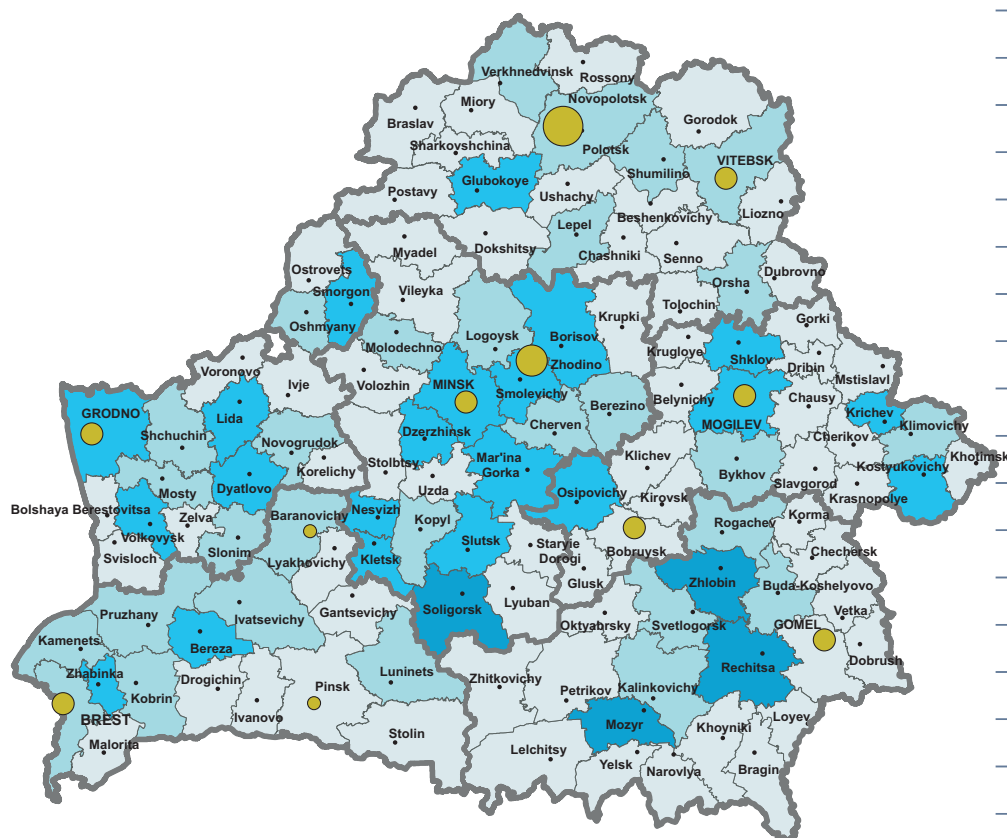


ORGANISATIONS OF INDUSTRY BY ECONOMIC ACTIVITY

(number of organisations)

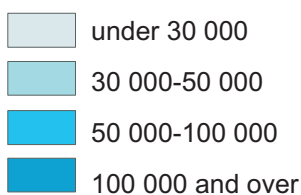
| Economic activity | 2009 | 2010 | 2011 | 2012 | 2013 |
|--|--------|--------|--------|--------|--------|
| Total industry | 11 208 | 11 946 | 12 479 | 13 055 | 13 615 |
| of which: | | | | | |
| Mining | 43 | 44 | 44 | 46 | 50 |
| Manufacturing | 10 956 | 11 695 | 12 226 | 12 804 | 13 360 |
| manufacture of food products (including beverages) and tobacco | 805 | 815 | 807 | 805 | 807 |
| manufacture of textiles and textile articles | 1 481 | 1 577 | 1 605 | 1 693 | 1 715 |
| manufacture of leather, articles of leather, and footwear | 115 | 115 | 116 | 131 | 132 |
| manufacture of wood and of products of wood | 1 175 | 1 267 | 1 398 | 1 531 | 1 592 |
| manufacture of pulp, paper and paper products; publishing | 937 | 997 | 1 037 | 1 050 | 1 054 |
| manufacture of coke, petroleum products and nuclear materials | 12 | 18 | 23 | 23 | 24 |
| manufacture of chemicals and chemical products | 359 | 361 | 378 | 416 | 408 |
| manufacture of rubber and plastics products | 965 | 1 018 | 1 067 | 1 082 | 1 162 |
| manufacture of other non-metallic mineral products | 826 | 918 | 935 | 938 | 979 |
| manufacture of basic metals and fabricated metal products | 1 261 | 1 395 | 1 486 | 1 592 | 1 669 |
| manufacture of machinery and equipment | 835 | 888 | 962 | 1 013 | 1 073 |
| manufacture of electrical, electronic and optical equipment | 909 | 973 | 1 031 | 1 056 | 1 102 |
| manufacture of transport vehicles and equipment | 123 | 118 | 115 | 127 | 144 |
| manufacture n.e.c. | 1 153 | 1 235 | 1 266 | 1 347 | 1 499 |
| Electricity, gas and water supply | 209 | 207 | 209 | 205 | 205 |
| production and distribution of electricity, gas, steam and hot water | 175 | 171 | 175 | 175 | 177 |
| collection, purification and distribution of water | 34 | 36 | 34 | 30 | 28 |

INDUSTRIAL OUTPUT PER CAPITA in 2013 (thousand rubles)

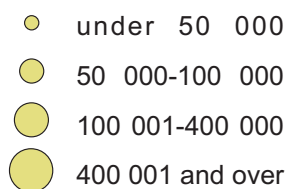


Industrial output per capita:


Districts



Minsk city, cities of regional subordination

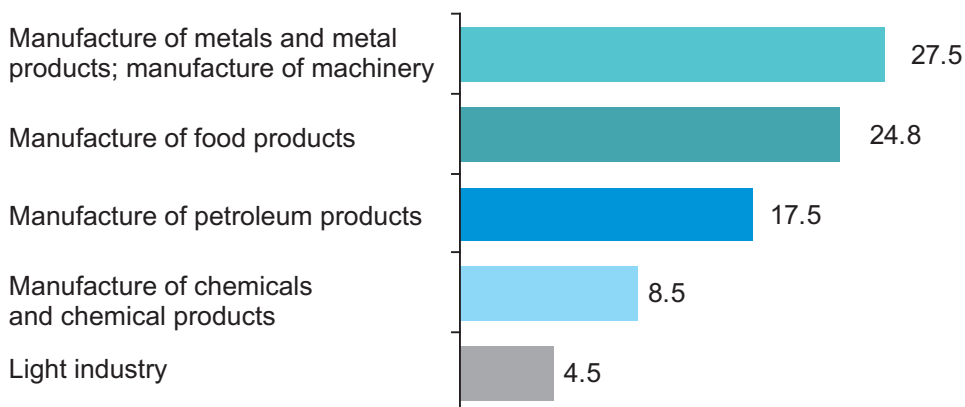


In 2013, the value of output produced by industries was estimated at 605.6 trillion rubles.



TOP 5 MANUFACTURING INDUSTRIES

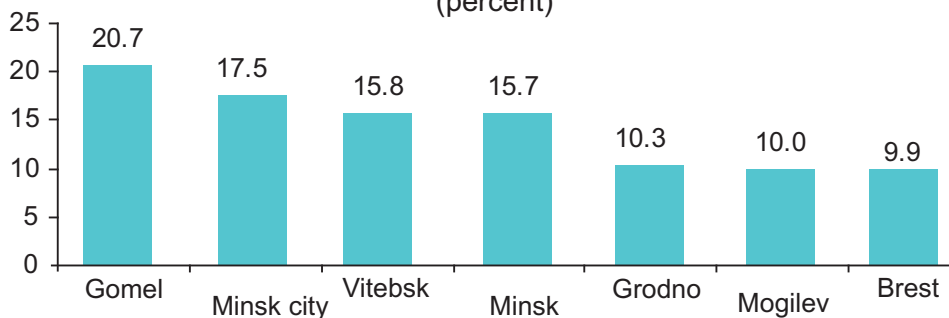
(percent of total)



Gomel region contributed most to the total industrial output in 2013 (20.7%), while Brest region had the least share (9.9%).

SHARES OF REGIONS AND MINSK CITY IN TOTAL INDUSTRIAL OUTPUT in 2013

(percent)



Belarus specialises in the manufacture of transport vehicles, machinery and equipment; chemicals and chemical products; petroleum products; textiles and textile articles; and food products.

According to the expert estimates, Belarus produces around 30% of the world output of dump trucks, 14% of potassium fertilizers, 8% of tractors, 1.8% of butter, and 1.2% of refrigerators and freezers.

MANUFACTURE OF FOOD PRODUCTS

| Product | 1990 | 2000 | 2005 | 2010 | 2011 | 2012 | 2013 |
|--------------------------------|-------|------|-------|-------|-------|-------|-------|
| Sausages, '000 t | 217 | 151 | 256 | 317 | 290 | 296 | 293 |
| Whole-milk products, '000 t | 1 776 | 954 | 1 121 | 1 495 | 1 643 | 1 779 | 1 859 |
| Sugar confectionery, '000 t | 98 | 90 | 75 | 73 | 72 | 69 | 63 |
| Juices, '000 000 standard cans | 180 | 78 | 90 | 196 | 174 | 163 | 150 |
| Ice cream, '000 t | 37 | 33 | 27 | 33 | 32 | 32 | 30 |
| Pasta, '000 t | 60 | 38 | 14 | 26 | 38 | 40 | 42 |

MANUFACTURE OF MACHINERY AND EQUIPMENT

| Product | 1990 | 2000 | 2005 | 2010 | 2011 | 2012 | 2013 |
|--|--------|-------|-------|-------|-------|-------|--------|
| Silage harvesters, self-propelled, forage-harvesting complexes, high-performance, units | 9 503 | 323 | 254 | 441 | 426 | 268 | 377 |
| Tractors for agriculture and forestry, '000 units. | 101 | 24 | 43 | 51 | 67 | 71 | 63 |
| Trucks (including dump trucks, dump trucks to be used off-road, special-purpose machinery), '000 units | 42 | 15 | 22 | 14 | 23 | 26 | 19 |
| Buses, units | 999 | 914 | 1 263 | 2 089 | 2 162 | 2 277 | 2 342 |
| Trolley buses, units | — | 109 | 147 | 283 | 206 | 174 | 118 |
| Tyres, '000 units | 4 575 | 2 440 | 3 052 | 4 820 | 5 169 | 5 732 | 5 568 |
| Lifts and assembly sets of lifts, units | 14 042 | 1 908 | 4 587 | 8 441 | 9 060 | 9 871 | 10 454 |

BelAZ has produced the biggest dump truck in the world with a load capacity of 450 tonnes. The truck was listed in *The Guinness Book of Records*, having set a world record on January 22, 2014, by hauling 503.5 tonnes of freight.

MANUFACTURE OF HOUSEHOLD APPLIANCES

| Product | 1990 | 2000 | 2005 | 2010 | 2011 | 2012 | 2013 |
|--|-------|------|-------|-------|-------|-------|-------|
| Household refrigerators and freezers, '000 units | 728 | 812 | 995 | 1 106 | 1 197 | 1 263 | 1 201 |
| Television apparatus, '000 units | 1 302 | 532 | 1 308 | 446 | 404 | 594 | 245 |
| Household washing machines, '000 units | 33 | 88 | 37 | 274 | 311 | 324 | 324 |

In 2013, over 13.6 thousand industrial enterprises were operating in Belarus, and more than 11 thousand individual entrepreneurs were engaged in industrial production.

BIGGEST INDUSTRIAL ENTERPRISES OF BELARUS

